

IN ACCORDANCE WITH NCC VOLUME 2 (SECTION P3.10.1). THIS PRODUCT SATISFIES PERFORMANCE REQUIREMENT P2.1.1 FOR CONSTRUCTION IN HIGH WIND AREA.

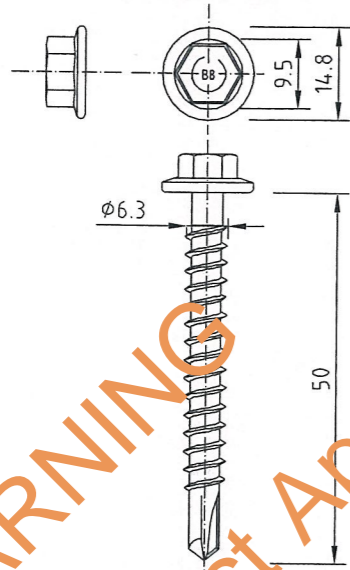
CYCLONE ASSEMBLY COMPONENTS

Comprising of self drilling screw & one piece cyclone washer

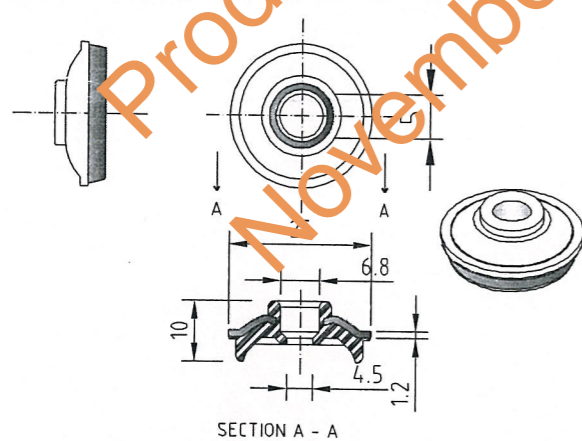
METAL DRILLING SCREW WITH BRA WASHER CYCLONE ASSEMBLY

FOR SELF DRILLING INTO STEEL PURLINS

14-10x50mm
(HEAD MARKING B8, B8V)
All dimensions in mm (nominal)



BREMICK BRA - CYCLONE WASHER / SEAL
ONE PIECE ALUMINIUM / EPDM CYCLONE WASHER



Testing was undertaken using fasteners with the "Revolution B8" coating system, indicated by the B8 & B8V head marking. Bremick fasteners has undertaken independent testing for "Revolution B8" coated fasteners in accordance to AS 3566.2: 2002 and has met and exceeded the requirements for Class 4 coating finish.

To achieve the required energy efficiency requirements, the use of an insulation spacer may be required. Refer to the roof sheeting manufacturers' recommendations for that particular roof profile insulation thickness combination. A longer screw of the same type may be required which will not impact on the capacity of the screw, as long as the major thread diameter clears the underside of the purlin to ensure maximum thread engagement.

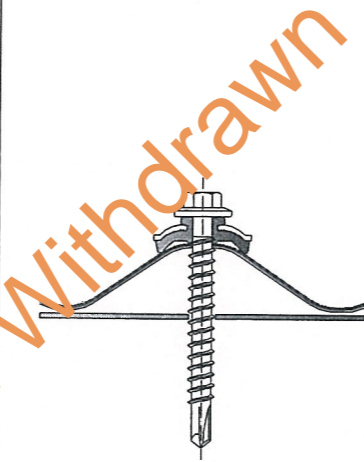
Testing was undertaken at the University of Adelaide & BlueScope Lysaght Technology Centre. Tested and approved in accordance with the requirements of AS/NZS 1170.2 : 2011 - Structural design actions - Wind actions and the Building Code of Australia (BCA) 2012 Specifications B 1.2 for the Design of Buildings in cyclonic areas.

Test Certificate Numbers

Eng Test Report No C120908 -1 & C120908 -7

FASTENING:

STEELINE CORRUGATED 762
0.42mm BMT G550 min.

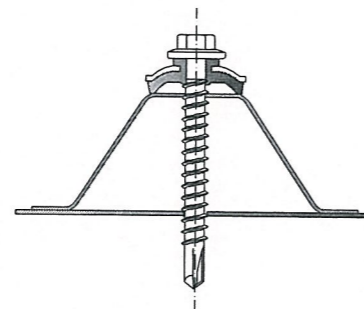


FASTENING TO:

STEEL PURLINS
1.5mm BMT min. G450 min.

FASTENING:

STEELINE STEEL SPAN 700
0.42mm BMT G550 min.



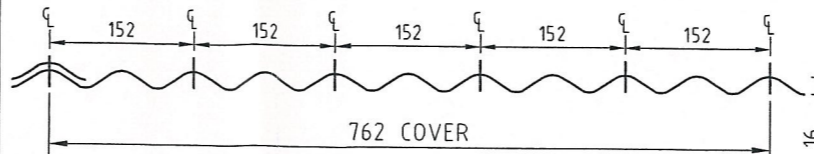
FASTENING TO:

STEEL PURLINS
1.5mm BMT min. G450 min.

CORRUGATED ROOFING PROFILE - STEELINE CORRUGATED 762

FASTENER SPACINGS

Crest Fastener Locations : Alternate Ribs (152mm Centres)
Spans Tested : 900mm End, 1150mm Intermediate, 900mm End

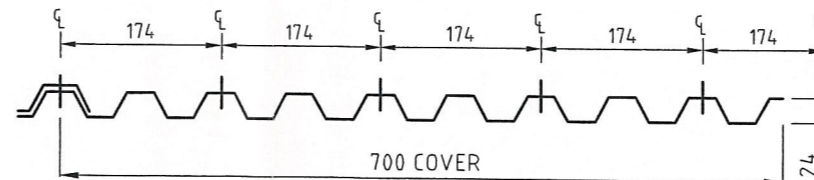


Supports	Crest Fixing	Side Lap Fixing
Steel Purlins G450 1.5mm BMT min.	Bremick Self drilling for metal 14-10x50 - BRA Cyclone Assembly	Bremick Vortex™ Stitch M6.5-13x20 (900mm Centres min.)

SQUARE RIB ROOFING PROFILES - STEELINE STEEL SPAN 700

FASTENER SPACINGS

Crest Fastener Locations : Alternate Ribs (174mm Centres)
Spans Tested : 1200mm End, 1500mm Intermediate, 1200mm End



Supports	Crest Fixing	Side Lap Fixing
Steel Purlins G450 1.5mm BMT min.	Bremick Self drilling for metal 14-10x50 - BRA Cyclone Assembly	Bremick Vortex™ Stitch M6.5-13x20 (900mm Centres min.)

Product Name

SDM BRA Cyclone Assembly

Product Description : Roofing Fasteners

**SDM 14 - 10x50 - BRA
Cyclone Assembly**

Manufacturer's Name:

BREMICK Pty Ltd

F1, 62 Maddox Street

Alexandria NSW 2015

Ph: 02 8332 1501

Email: sales@bremick.com.au

Design Criteria

Fastener & support spacing to be controlled such that the maximum design loading per fastener or maximum design pressures do not exceed:

Table 1 : Strength Limit State Design Loads per Fastener

Roofing Profile	Test Load (kN)	C.O.V. (K _t)	Design Load (kN)
Corrugated	0.94	1.46	0.64
Steel Span	1.12	1.46	0.77

Table 2 : Strength Limit State Design Pressures

Roofing Profile	Test Load (kN)	C.O.V. (K _t)	Design Load (kN)
Corrugated	6.02	1.46	4.12
Steel Span	4.76	1.46	3.26

Fixing of side laps with stitching screws is generally considered good practice during installation to maintain a weather-tight seal.

Limitations

This sheet confirms the structural adequacy of the roof sheeting assembly (sheeting, screw and washer) when correctly installed and does not extend to the capacity of the batten/purlin. Refer to the sheeting & batten manufacturers data for maximum support spacings. Axial withdrawal capacity for each fastener exceeds the 3.1kN requirements of AS3566.1: 2002 - Self-drilling screws for building and construction industries - General requirements and mechanical properties.

Strength limit state fastener loads have been derived from the test pressures using simplified static analysis with the uniform pressure (load) distribution.

The fastener is only applicable for use with Steeline cladding products with the conditions described in this data sheet.

Accepted for Inclusion

DTCM ref:

Chairman's Signature:

Chairman's Name:

Date of Approval:

Expiry Date:

**Design Engineers Certification

Name: **RACHAEL ZEUNER**

Rego Number: **NPER 11734**

Date: **6/11/13**

Signature: *Rachael Zeuner*

**registered as a structural engineer in Australia

**Certifying Engineers Certification

Name: **GREGORY KLOPP**

NT Rego Number: **167411ES**

Date: **15/11/2013**

Signature: *Gregory Klopp*

**registered as a structural engineer in Northern Territory

m/182

STEVEN J EHRlich

21-11-13 21-11-18