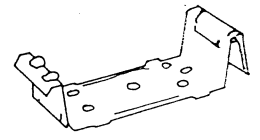
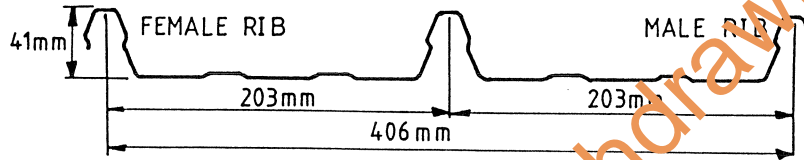


KLIP-LOK HI-TEN FOR ROOFING & WALLING



KL65

MATERIAL SPECIFICATION: 0.53 mm TCT ZINCALUME STEEL TO AS 1397 - G550 - AZ150

TABLE 1 IS BASED ON CYCLIC TEST CRITERIA AS SPECIFIED IN N.B.T.C. TR 440. THE ALLOWABLE SPANS GIVEN IN TABLES 2 AND 3 HAVE BEEN OBTAINED BY LINEAR INTERPOLATION OF P_z IN TABLE 1, SUBJECT TO MAXIMUM SPAN LIMITATION GOVERNED BY CONCENTRATED LOAD CRITERIA. OVERHANGS TO BE 200 mm MAXIMUM FOR ROOFS AND 300 mm MAXIMUM FOR WALLS.

WIND LOADS ARE DETERMINED IN ACCORDANCE WITH AS 1170 PART 2 1983 "WIND FORCES LOADING CODE" FOR A REGIONAL BASIC WIND VELOCITY 55 M/S, CYCLONIC AREA MULTIPLIER OF 1.15 AND ASSUMING AN INTERNAL PRESSURE COEFFICIENT OF 0.8 AND EXTERNAL PRESSURE COEFFICIENT OF - 0.9 (FOR ROOFS), OR - 0.6 (FOR WALLS). FOR TABLES 2 AND 3 THE THREE SPANS FOR EACH TERRAIN CATEGORY ALLOW FOR LOCAL PRESSURE FACTOR K1 AS PER PARAGRAPH B.1.5 OF AS 1170 PART 2 1983. RACKING STRENGTH PROVIDED BY THE CLADDING HAS NOT BEEN TESTED AND SHOULD NOT BE ALLOWED FOR IN THE DESIGN OF THE STRUCTURE.

RECOMMENDED FASTENERS

Member Supports	Self-drilling wood screw	Annular/Helical Grooved Nail
Strength Group *		
Hardwood J1 - J3	Type 17 Wafer Hd. No. 10-12x25 (Lysaght No. TWS 1025)	3.75 x 40 mm Galvanized
Softwood J4	Type 17 Wafer Hd. No. 10-12x25 (Lysaght No. TWS 1025)	3.75 x 60 mm Galvanized

Steel Supports	Self-drilling & tapping screw
Steel Thickness	
Up to 2.0 mm	No. 10-16x16 Wafer Hd. (Lysaght No. SWS 1016C)
2.0 to 3.0 mm	No. 10-24x16 Wafer Hd. (Lysaght No. SWS 1016)

NOTE: TWO FASTENERS REQUIRED PER CLIP

When fixing over insulation blankets increase screw length to maintain fastener penetration in support.

TABLE 1: DESIGN WIND PRESSURE, P_z kPa

SPAN mm	0.53 mm		
	SINGLE SPAN	END SPAN	INT. SPAN
600	12.0	5.6	7.0
900	8.4	3.7	4.7
1200	4.7	2.8	3.5
1500	3.0	1.9	2.6
1800	2.0	1.6	2.0
2100	1.3	1.4	1.7
2400	0.9	1.2	1.5
2700	-	1.1	1.3
3000	-	-	0.9

TABLE 2: ROOF SHEETING MAXIMUM ALLOWABLE SPANS

TERRAIN CAT.	LOCAL PRESS. FACTOR K1	P_z kPa	0.53 mm	
MULTI-PLIER			END SPAN mm	INT. SPAN mm
CAT 1	1.0	4.33	800	990
1.03	1.5	5.48	620	800
	2.0	6.62	540	650
CAT 2	1.0	3.61	930	1170
.94	1.5	4.56	760	930
	2.0	5.51	610	790
CAT 2.5	1.0	2.61	1260	1490
.80	1.5	3.30	1030	1260
	2.0	3.99	850	1070
CAT 3	1.0	1.78	1620	2020
.66	1.5	2.25	1380	1670
	2.0	2.72	1220	1460

TABLE 3: WALL SHEETING MAXIMUM ALLOWABLE SPANS

TERRAIN CAT.	P_z kPa	0.53 mm		
MULTI-PLIER		SINGLE SPAN mm	END SPAN mm	INT. SPAN mm
CAT 1	3.57	1400	940	1180
1.03	4.33	1260	800	990
	5.09	1170	680	850
CAT 2	2.97	1510	1140	1370
.94	3.61	1390	930	1170
	4.24	1280	810	1010
CAT 2.5	2.15	1750	1410	1720
.80	2.61	1610	1260	1490
	3.07	1480	1110	1340
CAT 3	1.46	2030	2000	2450
.66	1.78	1890	1620	2020
	2.09	1770	1430	1750

* For strength groups refer AS 1720 - 1975

Manufacturers Name: LYSAGHT BUILDING INDUSTRIES		FIXING OF 0.53 mm KLIP-LOK HI-TEN USING KL65 FIXING CLIPS IN THE DARWIN AREA BUILDING HEIGHT UP TO 6 m	
Address: Cnr. Coonawarra and Bombing Roads, Winnellie. N.T. Phone: (089) 84 3311		DESIGN DATA SHEET	
CERTIFIED: <i>[Signature]</i> M.I.E. Aust	NORTHERN TERRITORY CYCLONIC AREAS APPROVED: <i>[Signature]</i> M.I.E. AUST	DRAWING NO. M/101/21	
DATE: 19/2/88	DATE: 20/4/88		
LYSAGHT DRAWING NO: 78405			

COPYRIGHT: This design and print is the property of John Lysaght (Australia) Limited and must not be used, reproduced or copied, wholly or in part, without written permission from the Company. Supply of this design and print represents a confidential communication between the Company and the recipient.


Sheet Steel Building Products Under Adverse Conditions
If it is intended to use uncoated, galvanised, prime coated or Colorbond building products within 1 kilometre of salt marine locations, or in severe industrial environments, please contact your nearest Lysaght Building Industries Sales Office for free specialised advice.

Performance
Company products will perform as specified if fixed in accordance with the recommendations contained in this drawing.

SCALE	N.T.S.
DATE	22-2-88
DRAWN	T.G.
AUTH	

Engineering and Development
Lysaght Building Industries
A DIVISION OF JOHN LYSAGHT (AUSTRALIA) LIMITED (INCORPORATED IN NSW)

CYCLONIC FIXING DATA
KLIPLOK HI-TEN (0.53 mm TCT) FIXED WITH KL65 CLIPS UP TO 6 m



WP NO: KL5306

REFERENCES

REVISIONS