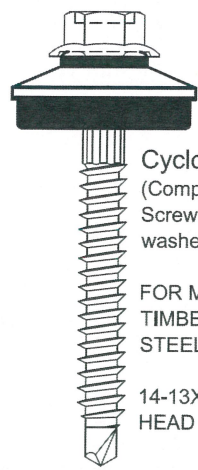


IN ACCORDANCE WITH NCC VOLUME 2 (SECTION P3.10.1), THIS PRODUCT SATISFIES PERFORMANCE REQUIREMENT P2.1.1 FOR CONSTRUCTION IN A HIGH WIND AREA



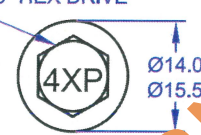
Cyclone Assembly
(Comprising of Self Drilling Screw and one piece cyclone washer)

FOR METAL BATTENS, TIMBER BATTENS AND STEEL PURLINS

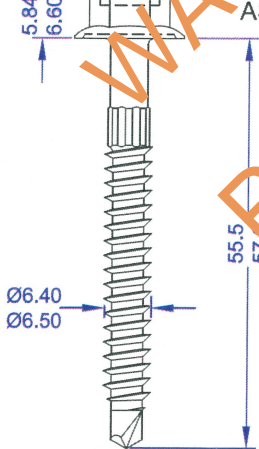
14-13X57
HEAD MARK: 4XP

Self Drilling Screw: SDHCPSTBC414057
SDS 14-13x57mm Buttress Thread

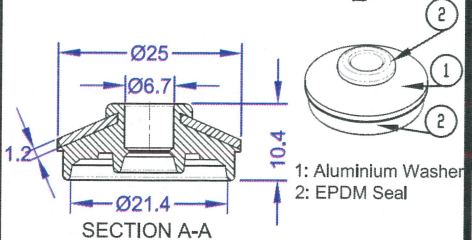
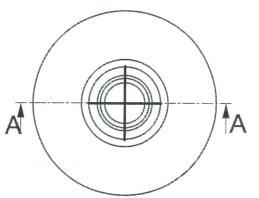
3/8" HEX DRIVE



COATING:
Class 4 as per
AS3566.2-2002




PowerSeal Cyclone A25-14g One Piece Aluminium WASHER with EPDM Seal



1: Aluminium Washer
2: EPDM Seal

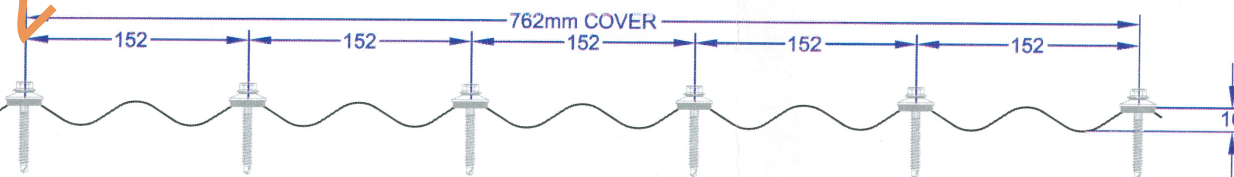
SQUARE RIB ROOFING PROFILES - BlueScope Steel Lysaght TRIMDEK®
LOCATION OF FIXINGS: Crest of Each Rib (190.5mm Centres)



The given capacities can be used for the tested or less spacing between supports (Sheeting Spans)

Cladding Profile	Cladding Thickness (mm)	Grade of Cladding	Screws fixed to SUPPORT material of	Screw Pitch (mm)	SPANS TESTED			Strength Design PRESSURE CAPACITY (kPa)	Strength Design Load PER SCREW (kN)	REPORT REF.
					End Span	Intermediate Span	End Span			
Square Rib (Trimdek®)	0.42	G550	0.75 BMT G550 Steel Roof Batten Top Hat TopSpan40	190.5	1200	1500	1200	3.27	0.84	PF013

CORRUGATED ROOFING PROFILE - BlueScope Steel Lysaght CUSTOM ORB®
LOCATION OF FIXINGS: Crest of Each Alternate Rib (152mm Centres)



The given capacities can be used for the tested or less spacing between supports (Sheeting Spans)

Cladding Profile	Cladding Thickness (mm)	Grade of Cladding	Screws fixed to SUPPORT material of	Screw Pitch (mm)	SPANS TESTED			Strength Design PRESSURE CAPACITY (kPa)	Strength Design Load PER SCREW (kN)	REPORT REF.
					End Span	Intermediate Span	End Span			
Corrugated (Custom Orb®)	0.42	G550	Min 1.5mm BMT Z/C15015 Purlin G450	152	900	1200	900	4.20	0.71	PF004
Corrugated (Custom Orb®)	0.42	G550	0.75 BMT G550 Steel Roof Batten Top Hat TopSpan40	152	900	1200	900	4.20	0.71	PF014
Corrugated (Custom Orb®)	0.42	G550	45x90 MGP10 Timber batten	152	900	1200	900	4.20	0.71	PF006
Corrugated (Custom Orb®)	0.42	G550	50x75 F14 Timber (Hardwood) Batten	152	900	1200	900	4.20	0.71	PF008

Product Name:
Powers Cyclonic Assembly Roof Screw SDS 14-13x57 Buttress Thread
SDHCPSTBC414057
SDS 14-13x57 Buttress Thread - Cyclone Assembly

Product Description:
888- SDS Hex Cyclonic S/T Buttress C4 14-13X57 and PowerSeal A25-14g Aluminium washer with EPDM seal
COATING: Class 4 as per AS3566.2-2002

Manufacturer's Name:
POWERS
Factory 3, 205 Abbots Road, Dandenong South VIC - 3175
Phone: 03 87954600
Fax: 03 87875899
www.powers.com.au

Design Criteria:
- Testing carried out in accordance with the following standards:

- AS 1562.1-1992: Design and installation of sheet roof and wall cladding - Metal
- AS 4040.0 - 1992: Methods of testing sheet roof and wall cladding - Introduction, list of methods and general requirements
- AS 4040.3 - 1992: Methods of testing sheet roof and wall cladding - Resistance to wind pressures for cyclone regions

- The given certified performance data is relevant to the design loads for steel roofs as per AS/NZS 1170 parts 0, 1 & 2.

- Class of Building (BCA): 1 & 10
- Building Importance Level (BCA Table B 1.2a): 2
- Annual Probability of Exceedance for Wind (BCA Table 1.2b): 1 in 500
- REGION: C
- Regional ultimate wind speed V_R (m/s): 69.3m/s

Limitations:

- Screw and washer assemblies must be installed in accordance with manufacturer's specifications in the specified support material.
- This sheet provides technical data relevant to roof sheet, supports and screw assembly performance. The given data shall be used for design and / or installation of fixings to the roof sheeting by competent personnel.
- Designer to check the supporting battens have adequate capacity.
- Designer to check that the actual design wind pressure (including local pressure factors) is less than the capacity indicated in the table.
- Purlin or batten as described in the table is a limitation.

ACCEPTED FOR INCLUSION

DTCM ref.:

M/294/01

TEST DETAILS: The University of Adelaide, SA (Ref.: C111104 Test 4 dated 03/08/12 and Test 6, 8, 13 & 14 dated 26/07/12)
TEST SUMMARY REPORTS: PF004, PF006, PF008, PF013 and PF014 dated 16/01/13
Strength Design is Ultimate Limit State as defined in Volume 2, Table 3.10.1, Note 1 of the National Construction Code Series 2015 (NCC, also known as the BCA: Volume 2: Part 3.10.1 - Class 1 and 10 buildings)
The Pressure Capacities and Strength Design Loads per screw are based on testing in accordance with the Low-High-Low pressure sequence specified in Volume 2, Table 3.1 of the NCC 2015. The results achieved system compliance based on Ultimate Strength Limit loads as detailed in the test report. Product tested in accordance with the National Construction Code Series 2015 (NCC 2015) Standards: NCC 2015, AS1562.1-1992, AS4040.0-1992, AS4040.3-1992 (Please see Design Criteria section)

Checking Engineer's Certification:

Name: Trevor John
Registration Number: 21496
Date: 19/10/15
Signature: [Signature]
Registered as a structural engineer in Australia

Certifying Engineer's Certification:

Name: Trevor John
NT Registration Number: 12178ES
Date: 30.09.2015
Signature: [Signature]
Registered as a structural engineer in Northern Territory

Chairman's Signature:

[Signature]

Chairman's Name: PETER RUSSELL

Date of Approval: 17-12-15 Expiry Date: 17-12-20