



IN ACCORDANCE WITH NCC VOLUME 2 (SECTION P3.10.1), THIS PRODUCT SATISFIES PERFORMANCE REQUIREMENT P2.1.1 FOR CONSTRUCTION IN A HIGH WIND AREA.



GOOD NEIGHBOUR CYCLONIC FENCING

No Shielding Option

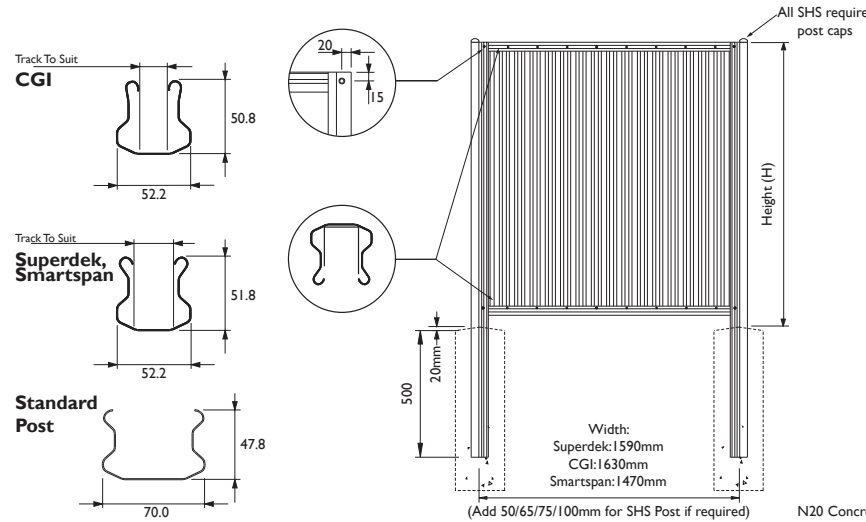


Terrain Category	Post Type					
	Fence Height (Both posts into footings)			Fence Height (SHS only into footings)		
	1200	1500	1800	1200	1500	1800
1.0	Standard Post	50x50x2.0	75x75x2.5	65x65x2.5	65x65x3.0	100x100x2.5
2.0	Standard Post	50x50x1.6	65x65x2.5	50x50x3.0	65x65x2.5	75x75x3.0
2.5	Standard Post	50x50x1.6	65x65x2.0	50x50x2.0	65x65x2.5	75x75x3.0
3.0	Standard Post	50x50x1.6	65x65x2.0	50x50x2.5	65x65x2.5	75x75x3.0

Terrain Category	Soil Type	Fence Height		
		1200	1500	1800
1	Sandy Clay	750	900	1200
	Clay	600	600	800
2.0	Sandy Clay	700	850	1150
	Clay	600	600	750
2.5	Sandy Clay	650	800	1050
	Clay	600	600	700
3.0	Sandy Clay	650	800	1000
	Clay	600	600	650

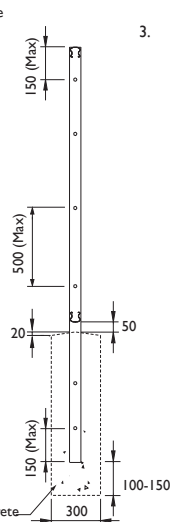
Fixing Details

- Fence tracks are to be fixed to the post with one 12x20mm self drilling screw on each side.
- Sheets are to be fixed to the tracks using one 10x25mm self drilling screw in line with every rib for Superdek, every third crest for CGI and every second rib for Smartspan. It is recommended adjacent screws are secured on alternating sides of the fence tracks.
- Fasten sheets midspan at the overlap using a 3mm rivet.
- Posts are to be fixed to each other using 12x20mm self drilling screws at a maximum spacing of 500mm.



Notes:

- All SHS posts to be minimum C350.
- All screws must have minimum Class 4 corrosion resistance.
- At any free end, fence shall comprise 4 single sheets with posts at each sheet panel.



Width:
Superdek: 1590mm
CGI: 1630mm
Smartspan: 1470mm
(Add 50/65/75/100mm for SHS Post if required)

Standard Post PLUS SHS STANDARD POST

Corner Posts
Internal Posts
End Posts

Product Name Good Neighbour® Fencing
No Shielding Option

Product Description
Post and track manufactured from 0.8mm BMT G550 steel, minimum Z275 coating. Infill panels manufactured from 0.35mm BMT G550 steel, minimum AZ150 coating.

Manufacturer's Name
Stratco (Australia) Pty Ltd
780 Stuart Highway, Berrimah NT 0828. ABN 30 007 528 850

Design Criteria
The following criteria was used in the development of the tables:

- Region C with an annual probability of exceedence of 1:200
- Vr = Fc x 61m/s (limit state), with Fc = 1.05
- Importance Level I
- Ms = Mt = 1.0, Md = 0.95 for post and footing design

Mz,cat (1.0) = 0.99
Mz,cat (2.0) = 0.91
Mz,cat (2.5) = 0.87
Mz,cat (3.0) = 0.83


Refer AS/NZS 1170.2:2011 Structural design actions Part 2: Wind Actions for definition of local pressure zones.

Pressure Coefficients:
Cp (max) = +1.2 for general fence area
= +2.4 for a distance of 2H from free ends

Limitations

Accepted for Inclusion

DTCM ref: M/833/01

Chairman's Signature: 

Chairman's Name: Paul Nowland

Date of Approval: 18/10/2019 **Expiry Date:** 18/10/2024


Notes covering basis of DTC (Relevant test reports etc)

- Good Neighbour® Fence Panels have been tested at University of Adelaide by Engtest (Ref: C041001) dated 20th October 2004 and conform to the strength requirements of AS 4040.3-1992 and AS 1562.1-1992.
- Design Criteria determined in accordance with AS/NZS1170.2:2011 Wind Actions.

Footing Specifications:


- Footings shall be founded in natural soil only with minimum 250kPa ultimate foundation bearing capacity. Fence installer shall seek additional engineering advice for soil conditions outside of those specified.
- Concrete to be minimum N20 grade with top of footings shaped to direct water away from posts.

***Checking Engineers Certification**

Name: Trevor John
Registration Number: 106278
Date: 03.10.2019
Signature: 

*registered as a structural engineer in Australia

***Certifying Engineers Certification**

Name: Matthew Mammone
NT Registration Number: 243890ES
Date: 06/09/2019
Signature: 

*registered as a structural engineer in Northern Territory