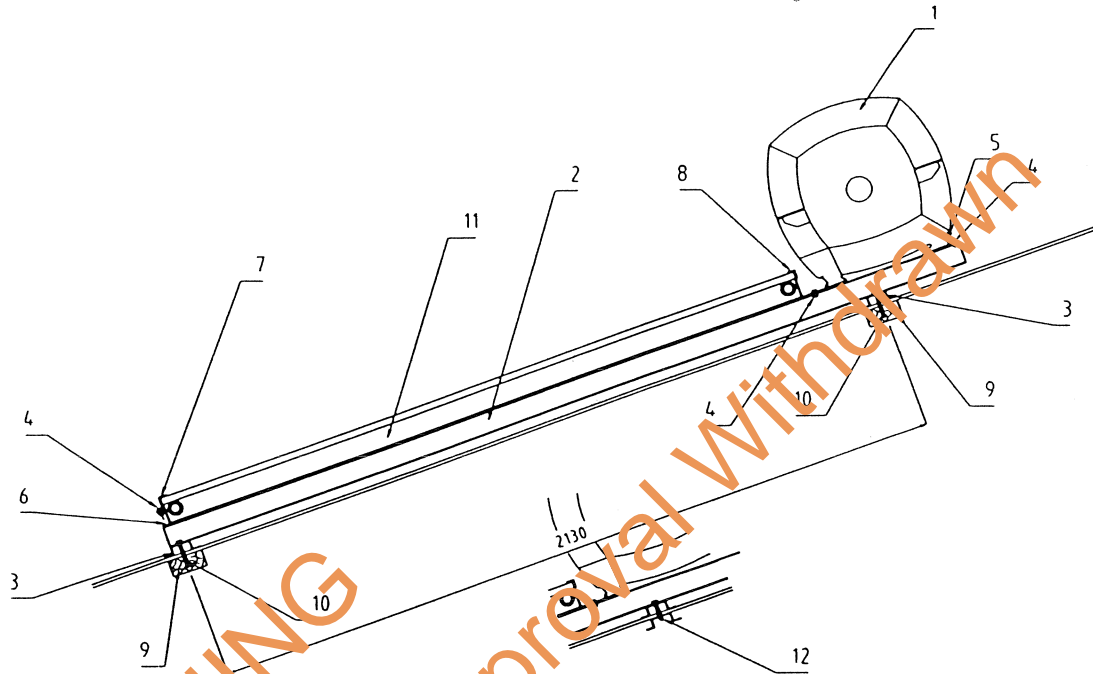


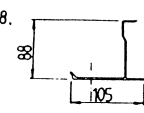
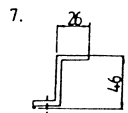
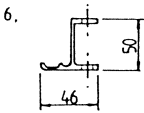
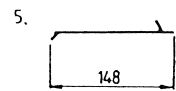
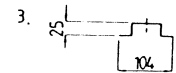
12/3/97



Alternative Steel Batten Detail

WARNING: Product Approval Withdrawn April 2012


1. Storage Cylinder 180, 300, & 440 Litres
2. Channel Section 62 x 31 x 2 P/No. 33-1868
3. Top Hat Base Section 104 x 25 x 2 P/No. 1822 for 181 and 302 P/No. 1943 for 303 and 443
4. M8 x 20 Bolt Nut and Washer
5. Aluminium Lock Clamp 148 x 60 x 2 P/No. 0874
6. Collector Rail Extrusion 46 x 50 x 2 -1.123 kg/m P/No. 1840 for 181 and 302 P/No. 1942 for 303 and 443
7. Collector Clamp Aluminium Extrusion 44 x 26 x 4 P/No. 1832
8. Tank/Collector Rail Extrusion 105 x 88-1.42kg/m P/No. 1824 for 181 and 302 P/No. 1941 for 303 and 443
9. 75 x 50 Hard Wood or Approved Steel Battens (refer note 2) Fixed in Accordance with Northern Territory DTC Manual
10. Use No. 14 x 5mm Type 17 HWF TEK Screws For Fixing to Timber Battens (Penetration 35mm into Timber)
11. Collector 1020 x 1935 per 1
12. Use M8 Bolt to steel battens.



NOTES:

1. Trusses or Rafters Spaced At MAX 1200 centres
2. Item 9 Battens to be Continuous over Not Less Than 3 Metres
3. Clear of Roof Installation Must be Used with Concrete Tiled Roofs As Per DTC M/503/14-16
4. Roof Structure Must Be Designed To Accept The Weight of The Panels and the Tank. (Total 679kg 443 unit)
5. Locate Unit Towards Centre Of Roof Area Where Possible
6. Design Criteria:
Basic Regional Wind Velocity = 57m/s
Terrain Category 2. Hz = 10m
7. Item 10 and 12 To Be Located 50mm From Each Side Of Item 2 on Centre Line
8. All Bolts And TEK Screws To Be Galvanised

COLLESS O'NEILL



COLLESS & O'NEILL
PTY LTD
CONSULTANTS
DARWIN NT 0801
TELEPHONE 089 81 9644
FACSIMILE 089 41 0979

Solahart Solar Water Heaters Cyclone Frame
For 180, 300 & 440 Litre Cylinders.

DESIGN DATA SHEET

Certified: *T. Dab*
Date: 26-6-97

DARWIN CYCLONE AREA
APPD: *[Signature]* DATE: 1-7-97

DWG No.
M/503/20