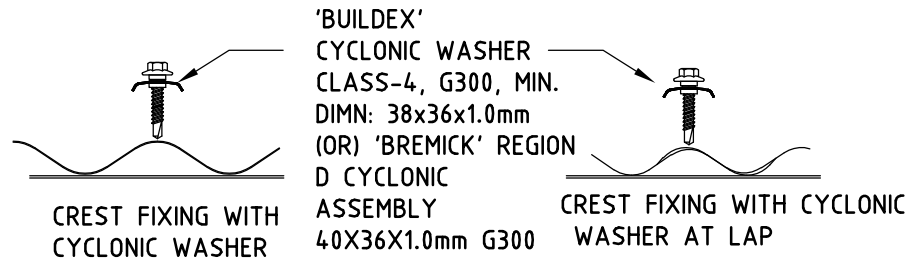
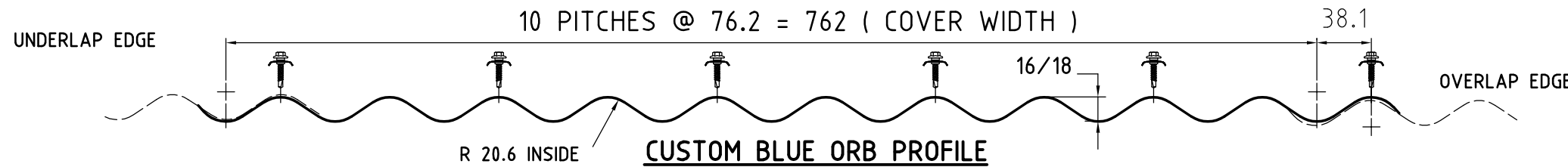
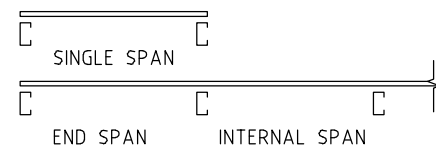


NORTHERN TERRITORY DEEMED TO COMPLY MANUAL - National Construction Code Volume 2 (Section 3.0.4 Structural resistance of materials in high wind areas)
 This product has been determined to satisfy NCC Performance Requirement P2.1.1 for structural stability and resistance.



SPAN TYPE



ROOF DESIGN CAPACITY TABLES
0.6 BMT G300 CUSTOM BLUE ORB

ULTIMATE LIMIT STATE PRESSURE (kPa)

SPAN (mm)	CREST FASTENED WITH CYCLONIC WASHERS		
	SINGLE SPAN	END SPAN	INTERNAL SPAN
600	10.80	10.8	10.8
900	7.45	8.52	9.82
1200	5.28	6.68	8.62
1500	4.88	5.27	7.20
1800	4.47	4.28	5.56
2100	N/A	3.73	3.70

MAXIMUM SUPPORT SPACING

SPAN TYPE	MAXIMUM SUPPORT SPACING (mm)
SINGLE	1600
END	1600
INTERNAL	1800
EAVE OVERHANG	UNSTIFFENED
	STIFFENED
	200 300

THE MAXIMUM SUPPORT SPACING CONSIDERS LIGHT ROOF TRAFFIC FROM INCIDENTAL MAINTENANCE.

NOTE: CLADDING SPAN SHALL NOT EXCEED THE MAXIMUM SPAN FOR CLADDING (SHEET 1) OR THE MAXIMUM BATTEN SPACING (SHEET 2)

MAXIMUM SPAN TABLES FOR TIMBER & STEEL SUPPORT >=1.5 (mm)

BUILDING HEIGHT	TERRAIN CATEGORY	K1	pz (kPa)	CREST FASTENED WITH CYCLONIC WASHERS, 0.60 BMT		
				SINGLE	END	INTERNAL
UP TO 5M	1	1	4.57	1720	1710	1950
		1.5	5.86	1120	1370	1740
		2	7.15	940	1120	1500
		3	9.72	690	740	920
	2	1	3.44	1860	2100	2100
		1.5	4.40	1800	1760	1980
		2	5.37	1180	1470	1830
		3	7.30	920	1090	1470
	2.5	1	3.49	1860	2100	2100
		1.5	4.02	1830	1940	2040
		2	4.91	1470	1600	1900
		3	6.67	1000	1200	1590
3	1	2.86	1900	2100	2100	
	1.5	3.66	1850	2100	2100	
	2	4.47	1800	1740	1970	
	3	6.07	1090	1320	1700	
4	1	2.33	1940	2100	2100	
	1.5	2.99	1890	2100	2100	
	2	3.65	1850	2100	2100	
	3	4.96	1430	1590	1890	
UP TO 10M	1	1	5.2	1260	1510	1850
		1.5	6.67	1000	1200	1590
		2	8.13	830	960	1300
	2	1	4.15	1820	1870	2020
		1.5	5.32	1190	1480	1830
		2	6.48	1030	1240	1630
	2.5	1	3.51	1860	2100	2100
		1.5	4.5	1780	1730	1970
		2	5.49	1170	1450	1810
	3	1	2.86	1900	2100	2100
		1.5	3.66	1850	2100	2100
		2	4.47	1800	1740	1970
4	1	2.33	1940	2100	2100	
	1.5	2.99	1890	2100	2100	
	2	3.65	1850	2100	2100	
	3	4.96	1430	1590	1890	

Product Name
 CUSTOM BLUE ORB - ROOFING FOR CYCLONIC REGIONS - SHEET 1 OF 2

Product Description
 CUSTOM BLUE ORB ROOFING IS MANUFACTURED FROM 0.6mm BMT G300, AM125 ZINCALUME, AM100 COLORBOND, AM150 COLORBOND ULTRA OR Z600 ZINCFORM MATERIALS.

Manufacturer's Name
 LYSAGHT

BlueScope Steel Limited
 A.B.N. 16 000 011 058
 Trading as Lysaght



Design Criteria

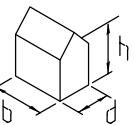
- A. THE FOLLOWING CRITERIA FROM AS/NZS 1170.2:2011 STRUCTURAL DESIGN ACTIONS PART 2: WIND ACTIONS (INCORPORATING AMENDMENT No. 1, 2, 3, 4 & 5) HAVE BEEN USED TO GENERATE THE TABLES.
- IMPORTANCE LEVEL 2 WITH RETURN PERIOD OF 500 YEARS
 - $V_R = 66xV_c = 66x1.05 = 69.3$ m/sec
 - $M_s = M_f = M_d = 1.0$
 - $C_{pe} = -0.9$; $C_{pi} = +0.7$ K_{ce} & $K_{ci} = 0.9$
 - HEIGHT MULTIPLIERS FROM TABLE 4.1 OF AS/NZS 1170.2:2011 STRUCTURAL DESIGN ACTIONS PART 2: WIND ACTIONS (INCORPORATING AMENDMENT No. 1, 2, 3, 4 & 5) HAVE BEEN USED TO GENERATE THE TABLES.

HEIGHT (m)	TERRAIN / HEIGHT MULTIPLIER (Mz,cat)				
	1	2	2.5	3	4
<=5	1.05	0.91	0.87	0.83	0.75
<=10	1.12	1.00	0.92	0.83	0.75

- B. CUSTOM BLUE ORB COMPLIES WITH AUSTRALIAN STANDARDS FOR THE FOLLOWING REQUIREMENTS:
- SERVICEABILITY: AS/NZS 1170.0: 2002 STRUCTURAL DESIGN ACTIONS PART 0: GENERAL PRINCIPLES (INCORPORATING AMENDMENT 1,2,3,4&5)
 - WIND LOADING: AS/NZS 1170.2: 2011 STRUCTURAL DESIGN ACTIONS PART 2: WIND ACTION (INCORPORATING AMENDMENT No. 1, 2, 3, 4 & 5)
 - CONCENTRATED LOAD AT MAXIMUM SPAN: AS 4040.0-1992: METHODS OF TESTING SHEET ROOF AND WALL CLADDING - INTRODUCTION, LIST OF METHODS AND GENERAL REQUIREMENTS; AS 4040.1-1992: METHODS OF TESTING SHEET ROOF AND WALL CLADDING - RESISTANCE TO CONCENTRATED LOADS
- C. DESIGN TABLES ARE BASED ON TEST RESULTS IN ACCORDANCE TO NCC-2019, BUILDING CODE OF AUSTRALIA REQUIREMENTS FOR "LHL" CYCLONIC TEST FOR METAL ROOFS AND RELEVANT CLAUSES OF AS4600:2018, COLD-FORMED STEEL STRUCTURES
- D. PRODUCT METALLIC COATING COMPLIES WITH AS 1397-2021: CONTINUOUS HOT-DIP METALLIC COATED STEEL SHEET AND STRIP - COATINGS OF ZINC AND ZINC ALLOYED WITH ALUMINIUM AND MAGNESIUM & AS/NZS 2728: 2013 PREFINISHED/PREPAINTED SHEET METAL PRODUCTS FOR INTERIOR/EXTERIOR BUILDING APPLICATIONS - PERFORMANCE REQUIREMENTS
- E. FOR STRENGTH GROUPS OF TIMBER, REFER TO AS 1720.2: 2006 TIMBER STRUCTURES PART 2: TIMBER PROPERTIES (INCORPORATING AMENDMENT No. 1).

Limitations

- THE DATA IN THIS SHEET SHALL BE APPLICABLE TO CUSTOM BLUE ORB ROOFING ONLY. PROFILE DIMENSIONS OF CUSTOM BLUE ORB AS SUPPLIED FOR INSTALLATION SHALL COMPLY WITH CUSTOM BLUE ORB PRODUCT DRAWINGS AS DEVELOPED BY LYSAGHT.
- INSTALLATION SHALL BE IN ACCORDANCE WITH LYSAGHT CYCLONIC AREA DESIGN MANUAL AND CUSTOM BLUE ORB MANUAL.
<https://cdn.dcs.lysaght.com/download/lysaght-cyclonic-design-manual-steel-roofing-walling-topspan>
- MAXIMUM SPAN TABLES ARE BASED ON MAXIMUM ROOF HEIGHT = 10M.
- MAXIMUM OVERHANG SHALL BE DETAILED ACCORDING TO CURRENT LYSAGHT ROOFING & WALLING INSTALLATION MANUAL.
<https://cdn.dcs.lysaght.com/download/lysaght-roofing-walling-installation-manual>
- NO PRE-BORED HOLES PERMITTED.
- ALWAYS WALK OVER SUPPORTS IF POSSIBLE. GENERALLY KEEP YOUR WEIGHT DISTRIBUTED EVENLY OVER THE SOLES OF YOUR SHOES.
- MAX. CUSTOM BLUE ORB ROOF LENGTHS AS RELATED TO ROOF CARRYING CAPACITY & ROOF PITCH SHALL BE DETERMINED USING THE CUSTOM BLUE ORB DESIGN & INSTALLATION GUIDE.
<https://cdn.dcs.lysaght.com/download/lysaght-roofing-walling-installation-manual>
- INCREASE SCREW LENGTH IF FIXING OVER INSULATION TO MAINTAIN A MIN. OF 3 SCREW THREADS PROTRUDING ON THE FAR SIDE STEEL SUPPORT.
- Pz (PRESSURE) IN THE TABLES SHALL BE INCREASED ACCORDING TO AS/NZS 1170.2:2011, STRUCTURAL DESIGN ACTIONS PART 2: WIND ACTIONS (INCORPORATING AMENDMENT No. 1,2,3,4 & 5) AS/NZS 1170.2: 2011 CLAUSE 5.4.1 IN THE CASE OF: ELEVATED BUILDING ALLOWING FOR AIR FLOW UNDER $h/d > 0.5$



SCREW NOTATION CODE: * CLASS 4: SELF DRILLING & SELF TAPPING HEX HEAD SCREW WITH EPDM SEAL
 HH - HEX. HEAD
 T17 - TYPE 17
 HG - HIGH GRIP
 TG - TOP GRIP

RECOMMENDED ROOF FASTENERS FOR STEEL SUPPORTS *

SINGLE: 1.0mm UP TO 3.0mm bmt	#14-10x42 HH (CREST FIX)
SINGLE & LAPPED: 0.75mm UP TO 1.0mm bmt (total 2.0mm)	M6.5 (#14) -12x55 CYCLONIC ROOF ZIP (CREST FIX)
LAPPED: 1.0mm UP TO 1.9mm bmt (total 3.8mm)	#14-10x42 HH (CREST FIX)

RECOMMENDED ROOF FASTENERS FOR TIMBER SUPPORTS *

HARDWOOD J1-J3	#12-11x50 T17 HG/TG HH (CREST FIX)
SOFTWOOD J4	M6-11x50 ROOFZIPS (CREST FIX) #14-10x50 T17 (CREST FIX)

Notes covering basis of DTC (Relevant test reports etc)

- CUSTOM BLUE ORB 0.6 BMT CYCLONIC ROOF & WALL PRESSURE TESTS. PROJECT #501855, JUNE 2008. BLUESCOPE STEEL LYSAGHT No7 FERN GROVE PLACE, CHESTER HILL 2162 NSW - AUSTRALIA.
- STATIC & CYCLIC FATIGUE WITHDRAWAL CAPACITIES OF THE SELF DRILLING SCREWS IN TIMBER SUPPORTS: REPORT: 5.1.2 - REPORT 05. DECEMBER 2010. LYSAGHT No 27 STERLING RD. MINCHINBURY 2770 NSW AUSTRALIA.
- CYCLIC PULLOUT CAPACITIES OF BUILDEX #14 - 12 X 55 CYCLONIC ROOF ZIPS SCREWS. REPORT: 5.1.3 - REPORT 05 JUNE 2010. LYSAGHT No 27 STERLING RD. MINCHINBURY 2770 NSW AUSTRALIA.
- SCREW PULL OUT CAPACITIES TO BUILDING CODE OF AUSTRALIA LOW-HI-LOW CYCLONIC TEST REGIME. REPORT: 5.1.2 - REPORT 02. SEPTEMBER 2009. BLUESCOPE STEEL LYSAGHT No 27 STERLING RD. MINCHINBURY 2770 NSW AUSTRALIA.

Checking Engineer
 Name: SANDEEP SHARMA
 Registration Number: MIE AUST. 3101165
 Date: 06/12/2021
 Signature:
 Must be an Australian registered structural engineer

Certifying Engineer
 Name: Stephen Healey
 NT Registration Number: 34856ES
 Date: 08/12/2021
 Signature:
 Must be a registered structural engineer in the Northern Territory

Accepted for Inclusion in Deemed to Comply Manual

DTCM drawing number: M/174/01-02

Chairperson Signature:

Chairperson Name: Paul Nowland

Date of Approval: 20/12/2021 Expiry Date: 20/12/2026

MAXIMUM BATTEN SPACING TABLES FOR 0.75mm & 1.0mm BMT STEEL BATTENS (mm)

BUILDING HEIGHT	TERRAIN CATEGORY	K1	pz (kPa)	TS4075					TS6175					TS6110								
				BATTEN SPAN (SUPPORT SPACING), mm					BATTEN SPAN (SUPPORT SPACING), mm					BATTEN SPAN (SUPPORT SPACING), mm								
				≤600	900	1200	1500	1800	≤1500	2000	2500	3000	3500	4000	≤1500	2000	2500	3000	3500	4000		
UP TO 5M	1	1	4.57	1135	805	525	400	270	785	585	320	245	205	N/A	610	455	365	280	200	N/A		
		1.5	5.86	885	625	410	310	610	455	250	N/A	N/A	N/A	610	455	365	280	200	N/A			
		2	7.15	725	510	335	255	N/A	500	370	205	N/A	N/A	500	375	300	230	N/A	N/A			
		3	9.72	535	375	245	N/A	N/A	365	275	N/A	N/A	N/A	365	275	220	N/A	N/A	N/A			
		2	1	3.44	1510	1065	700	530	360	1040	775	430	325	270	215	1040	780	625	480	345	270	
			1.5	4.40	1180	835	545	415	280	815	605	335	255	210	N/A	815	610	490	375	270	210	
	2		5.37	965	685	445	340	230	665	495	275	210	N/A	N/A	665	500	400	305	220	N/A		
	3		7.30	710	500	330	250	N/A	490	365	200	N/A	N/A	490	365	295	225	N/A	N/A			
	2.5		1	3.49	1490	1050	690	520	355	1025	765	420	320	265	210	1025	770	615	475	340	265	
			1.5	4.02	1295	915	595	455	310	890	665	365	280	230	N/A	890	665	535	410	295	230	
		2	4.91	1060	745	490	370	250	730	545	300	230	N/A	N/A	730	545	435	335	240	N/A		
		3	6.67	780	550	360	270	N/A	535	400	220	N/A	N/A	535	400	320	245	N/A	N/A			
		3	1	2.86	1820	1285	840	635	435	1255	935	515	395	325	255	1255	940	755	580	415	325	
			1.5	3.66	1420	1005	655	500	340	980	730	400	305	255	200	980	730	590	450	325	255	
	2		4.47	1160	820	535	405	275	800	595	330	250	210	N/A	800	600	480	370	265	210		
	3		6.07	855	605	395	300	205	590	440	240	N/A	N/A	590	440	355	270	N/A	N/A			
	4		1	2.33	2230	1575	1030	785	535	1540	1150	635	480	400	315	1540	1150	925	710	515	400	
			1.5	2.99	1740	1230	805	610	415	1200	895	490	375	310	245	1200	895	720	555	400	310	
		2	3.65	1425	1005	660	500	340	980	730	405	305	255	200	980	735	590	450	325	255		
		3	4.96	1045	740	485	365	250	720	540	295	225	N/A	N/A	720	540	435	330	240	N/A		
		UP TO 10M	1	1	5.20	1000	705	460	350	240	690	515	280	215	N/A	N/A	690	515	415	315	230	N/A
				1.5	6.67	780	550	360	270	N/A	535	400	220	N/A	N/A	535	400	320	245	N/A	N/A	
	2			8.13	640	450	295	225	N/A	440	325	N/A	N/A	N/A	440	330	265	200	N/A	N/A		
	3			11.06	470	330	215	N/A	N/A	320	240	N/A	N/A	N/A	320	240	N/A	N/A	N/A			
2	1			4.15	1250	885	580	440	300	865	645	355	270	225	N/A	865	645	520	400	285	225	
	1.5			5.32	975	690	450	340	230	670	500	275	210	N/A	N/A	670	505	405	310	225	N/A	
	2		6.48	800	565	370	280	N/A	550	410	225	N/A	N/A	550	415	330	255	N/A	N/A			
	3		8.82	590	415	270	205	N/A	405	300	N/A	N/A	N/A	405	300	240	N/A	N/A				
	2.5		1	3.51	1480	1045	685	520	355	1020	760	420	320	265	210	1020	765	615	470	340	265	
			1.5	4.50	1155	815	535	405	275	795	595	325	250	205	N/A	795	595	480	365	265	205	
2			5.49	945	670	435	330	225	650	485	265	205	N/A	N/A	650	485	390	300	215	N/A		
3			7.46	695	490	320	245	N/A	480	355	N/A	N/A	N/A	480	360	285	220	N/A	N/A			
3			1	2.86	1820	1285	840	635	435	1255	935	515	395	325	255	1255	940	755	580	415	325	
			1.5	3.66	1420	1005	655	500	340	980	730	400	305	255	200	980	730	590	450	325	255	
	2		4.47	1160	820	535	405	275	800	595	330	250	210	N/A	800	600	480	370	265	210		
	3		6.07	855	605	395	300	205	590	440	240	N/A	N/A	590	440	355	270	N/A	N/A			
	4		1	2.33	2230	1575	1030	785	535	1540	1150	635	480	400	315	1540	1150	925	710	515	400	
			1.5	2.99	1740	1230	805	610	415	1200	895	490	375	310	245	1200	895	720	555	400	310	
2			3.65	1425	1005	660	500	340	980	730	405	305	255	200	980	735	590	450	325	255		
3			4.96	1045	740	485	365	250	720	540	295	225	N/A	N/A	720	540	435	330	240	N/A		

BATTEN SPACING TABLE NOTES:

- MAXIMUM SPACING COULD BE GOVERNED BY CAPACITY OF BATTENS AND THEIR CONNECTIONS TO SUPPORTING RAFTERS/TRUSSES AS WELL AS PULL-OUT CAPACITIES OF FASTENERS CONNECTING CLADDINGS TO BATTEN.
- SPACING OF BATTENS SHALL NOT EXCEED BOTH MAXIMUM SPAN AND MAXIMUM SUPPORT SPACING OF CLADDING AS GIVEN IN SHEET 1.
- FASTENER REQUIREMENTS FOR FIXING **TS4075** TO SUPPORTS IN BATTEN SPACING TABLE:
STEEL SUPPORTS:
 - 1.00mm BMT: 2x #14(M6.5)-12X30 CYCLONIC ROOF ZIPS@
 - 1.20~1.9mm BMT: 2x #14-10X25 HEX. HEAD SELF DRILLING SELF TAPPING TEKS@
 - 'BUILDEX' M6.5-12X30 CYCLONIC ROOF ZIPS = #14-12X30 CYCLONIC ROOF ZIPS
TIMBER SUPPORTS:
 - 2x 'BUILDEX' #12(M5.5)-11x40 BATTENZIPS
- FASTENER REQUIREMENTS FOR FIXING **TS6175** OR **TS6110** TO SUPPORTS IN BATTEN SPACING TABLE:
STEEL SUPPORTS:
 - STEEL SUPPORT 1.20~1.9mm BMT: 4x #14-10X25 HEX. HEAD SELF DRILLING SELF TAPPING TEKS@
TIMBER SUPPORTS: 4x 'BUILDEX' #12(M5.5)-11x40 BATTENZIPS

DESIGN CAPACITY TABLE NOTES:

- STEEL SUPPORT FASTENER SPECIFICATION:
 - 1.00mm BMT: #14(M6.5)-12X30 CYCLONIC ROOF ZIPS@
 - 1.20~1.9mm BMT: #14-10X25 HEX. HEAD SELF DRILLING SELF TAPPING TEKS@
 - 'BUILDEX' M6.5-12X30 CYCLONIC ROOF ZIPS = #14-12X30 CYCLONIC ROOF ZIPS
- TIMBER SUPPORT FASTENER SPECIFICATION: 'BUILDEX' #12(M5.5)-11x40 BATTENZIPS
- DESIGN CAPACITY TABLE CAN BE USED TO DESIGN TS4075, TS6175 & TS6110 WITH TIMBER SUPPORTS:
 - 2 FASTENER CONNECTION: SOFTWOOD TIMBER = 1.5mm bmt STEEL SUPPORT, HARDWOOD TIMBER = 1.9mm bmt STEEL SUPPORT.
 - 4 FASTENER CONNECTION: HARDWOOD/SOFTWOOD TIMBER SUPPORT = 1.9bmt STEEL SUPPORT.
- OUTWARD CAPACITY SHALL BE LIMITED BY THE MINIMUM VALUE BETWEEN MEMBER STRENGTH AND FASTENERS CAPACITY.
- TS4075** BATTEN SHALL BE CONTINUOUS OVER AT LEAST 2 SPANS, LAPPED 40mm MINIMUM AT THE SUPPORT (TRUSS OR RAFTER) LOCATIONS.
- TS6175** AND **TS6110** BATTENS SHALL BE CONTINUOUS OVER AT LEAST 2 SPANS, STRUCTURAL LAPPING DISTANCE AT SUPPORT IS MINIMUM 15% OF THE LONGER SPAN. NON STRUCTURAL LAPPING DISTANCE IS 40mm MINIMUM AT THE SUPPORT (TRUSS OR RAFTER) LOCATIONS.

Product Name
 CUSTOM BLUE ORB - ROOFING FOR CYCLONIC REGIONS - SHEET 2 OF 2

Product Description
 CUSTOM BLUE ORB ROOFING IS MANUFACTURED FROM 0.6mm BMT G300, AM125 ZINCALUME, AM100 COLORBOND, AM150 COLORBOND ULTRA OR Z600 ZINCFORM MATERIALS.

Manufacturer's Name

LYSAGHT
 BlueScope Steel Limited
 A.B.N. 16 000 011 058
 Trading as Lysaght



Design Criteria

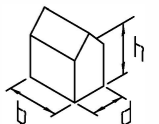
- THE FOLLOWING CRITERIA FROM AS/NZS 1170.2:2011 STRUCTURAL DESIGN ACTIONS PART 2: WIND ACTIONS (INCORPORATING AMENDMENT No. 1, 2, 3, 4 & 5) HAVE BEEN USED TO GENERATE THE TABLES.
 - IMPORTANCE LEVEL 2 WITH RETURN PERIOD OF 500 YEARS
 - VR = 66xFc = 66x1.05 = 69.3 m/sec
 - Ms = Mt = Md = 1.0
 - Cpe = -0.9; Cpi = +0.7 Kce & Kci = 0.9
 - HEIGHT MULTIPLIERS FROM TABLE 4.1 OF AS/NZS 1170.2:2011 STRUCTURAL DESIGN ACTIONS PART 2: WIND ACTIONS (INCORPORATING AMENDMENT No. 1, 2, 3, 4 & 5) HAVE BEEN USED TO GENERATE THE TABLES.

HEIGHT (m)	TERRAIN / HEIGHT MULTIPLIER (Mz,cat)				
	1	2	2.5	3	4
≤5	1.05	0.91	0.87	0.83	0.75
≤10	1.12	1.00	0.92	0.83	0.75

- CUSTOM BLUE ORB COMPLIES WITH AUSTRALIAN STANDARDS FOR THE FOLLOWING REQUIREMENTS:
 - SERVICEABILITY: AS/NZS 1170.0: 2002 STRUCTURAL DESIGN ACTIONS PART 0: GENERAL PRINCIPLES (INCORPORATING AMENDMENT 1,2,3,4&5)
 - WIND LOADING: AS/NZS 1170.2: 2011 STRUCTURAL DESIGN ACTIONS PART 2: WIND ACTION (INCORPORATING AMENDMENT No. 1, 2, 3, 4 & 5)
 - CONCENTRATED LOAD AT MAXIMUM SPAN: AS 4040.0-1992: METHODS OF TESTING SHEET ROOF AND WALL CLADDING - INTRODUCTION, LIST OF METHODS AND GENERAL REQUIREMENTS; AS 4040.1-1992: METHODS OF TESTING SHEET ROOF AND WALL CLADDING - RESISTANCE TO CONCENTRATED LOADS
- DESIGN TABLES ARE BASED ON TEST RESULTS IN ACCORDANCE TO NCC-2019, BUILDING CODE OF AUSTRALIA REQUIREMENTS FOR "LHL" CYCLONIC TEST FOR METAL ROOFS AND RELEVANT CLAUSES OF AS4600:2018, COLD-FORMED STEEL STRUCTURES
- PRODUCT METALLIC COATING COMPLIES WITH AS 1397-2021: CONTINUOUS HOT-DIP METALLIC COATED STEEL SHEET AND STRIP - COATINGS OF ZINC AND ZINC ALLOYED WITH ALUMINIUM AND MAGNESIUM & AS/NZS 2728: 2013 PREFINISHED/PREPAINTED SHEET METAL PRODUCTS FOR INTERIOR/EXTERIOR BUILDING APPLICATIONS - PERFORMANCE REQUIREMENTS
- FOR STRENGTH GROUPS OF TIMBER, REFER TO AS 1720.2: 2006 TIMBER STRUCTURES PART 2: TIMBER PROPERTIES (INCORPORATING AMENDMENT No. 1).

Limitations

- THE DATA IN THIS SHEET SHALL BE APPLICABLE TO CUSTOM BLUE ORB ROOFING ONLY. PROFILE DIMENSIONS OF CUSTOM BLUE ORB AS SUPPLIED FOR INSTALLATION SHALL COMPLY WITH CUSTOM BLUE ORB PRODUCT DRAWINGS AS DEVELOPED BY LYSAGHT.
- INSTALLATION SHALL BE IN ACCORDANCE WITH LYSAGHT CYCLONIC AREA DESIGN MANUAL AND CUSTOM BLUE ORB MANUAL.
<https://cdn.dcs.lysaght.com/download/lysaght-cyclonic-design-manual-steel-roofing-walling-topspan>
- MAXIMUM SPAN TABLES ARE BASED ON MAXIMUM ROOF HEIGHT = 10M.
- MAXIMUM OVERHANG SHALL BE DETAILED ACCORDING TO CURRENT LYSAGHT ROOFING & WALLING INSTALLATION MANUAL.
- NO PRE-BORED HOLES PERMITTED.
- ALWAYS WALK OVER SUPPORTS IF POSSIBLE. GENERALLY KEEP YOUR WEIGHT DISTRIBUTED EVENLY OVER THE SOLES OF YOUR SHOES.
- MAX. CUSTOM BLUE ORB ROOF LENGTHS AS RELATED TO ROOF CARRYING CAPACITY & ROOF PITCH SHALL BE DETERMINED USING THE CUSTOM BLUE ORB DESIGN & INSTALLATION GUIDE.
<https://cdn.dcs.lysaght.com/download/lysaght-roofing-walling-installation-manual>
- INCREASE SCREW LENGTH IF FIXING OVER INSULATION TO MAINTAIN A MIN. OF 3 SCREW THREADS PROTRUDING ON THE FAR SIDE STEEL SUPPORT.
- Pz (PRESSURE) IN THE TABLES SHALL BE INCREASED ACCORDING TO AS/NZS 1170.2:2011, STRUCTURAL DESIGN ACTIONS PART 2: WIND ACTIONS (INCORPORATING AMENDMENT No. 1,2,3,4& 5) AS/NZS 1170.2: 2011 CLAUSE 5.4.1 IN THE CASE OF ELEVATED BUILDING ALLOWING FOR AIR FLOW UNDER h/d > 0.5



TS6175, TS6110 DESIGN CAPACITY TABLE - OUTWARD, CONTINUOUS/LAPPED SPAN

ULTIMATE LIMIT STATE LOAD (kN/m)

SPAN (mm)	MEMBER STRENGTH (kN/m)		2 FASTENER CAPACITY (kN/m) SUPPORT THICKNESS (mm/bmt)				4 FASTENER CAPACITY (kN/m) SUPPORT THICKNESS (mm/bmt)			
	TS6175	TS6110	#14(M6.5)-12x30		#14-10x25		#14(M6.5)-12x30		#14-10x25	
			1.0mm	1.2mm	1.5mm	1.9mm	1.0mm	1.2mm	1.5mm	1.9mm
≤1500	4.31	5.88	1.90	2.48	3.10	4.12	2.67	3.59	4.52	5.41
2000	2.68	2.91	1.43	1.86	2.33	3.09	2.01	2.69	3.39	4.06
2500	1.48	2.17	1.14	1.49	1.86	2.47	1.60	2.16	2.71	3.25
3000	1.13	1.66	0.95	1.24	1.55	2.06	1.34	1.80	2.26	2.71
3500	0.94	1.20	0.82	1.06	1.33	1.76	1.15	1.54	1.94	2.32
4000	0.74	0.94	0.71	0.93	1.16	1.54	1.00	1.35	1.69	2.03

TS4075 DESIGN CAPACITY TABLE - OUTWARD, CONTINUOUS SPAN

ULTIMATE LIMIT STATE LOAD (kN/m)

SPAN (mm)	MEMBER STRENGTH kN/m	2 FASTENER CAPACITY (kN/m) SUPPORT THICKNESS (mm/bmt)				4 FASTENER CAPACITY (kN/m) SUPPORT THICKNESS (mm/bmt)			
		#14(M6.5)-12x30		#14-10x25		#14(M6.5)-12x30		#14-10x25	
	TS4075	1.0mm	1.2mm	1.5mm	1.9mm	1.0mm			